

A Presentation on
IETM Level - IV

Registered With :



TNV Certification UK Ltd.




- ❖ Technical manuals (e.g. maintenance, user, training, operations, etc) published in electronic format are becoming more and more popular than paper based manuals for their interactivity, convenience and ease of use.

Paper Based Manuals



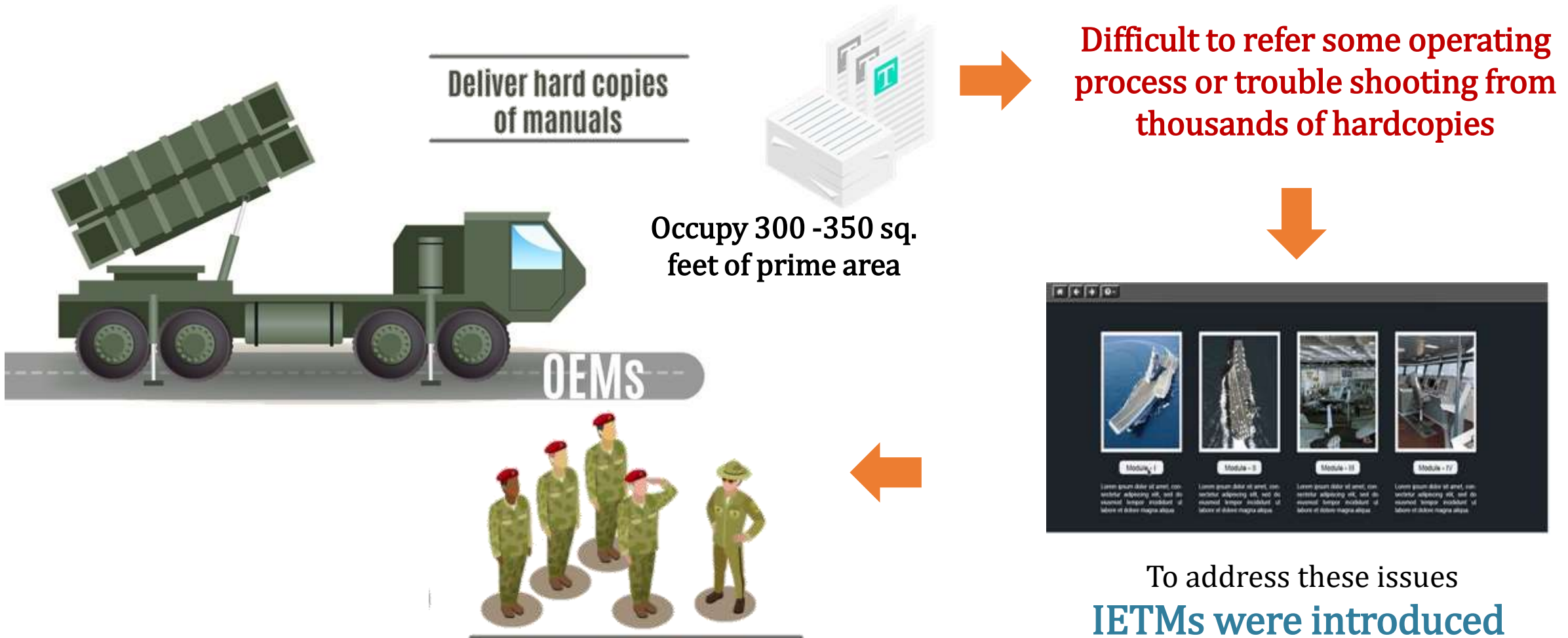
Electronic Format (IETM)



interactivity, convenience and ease of use



Introduction to IETM | History of IETM | What is IETM?

- ❖ For example, the maintenance and operation manuals of a warship, which used to occupy 300 -350 sq. feet of prime area with thousands of pages of technical literature





Interactive Electronic Technical Manuals (IETMs) or Interactive Electronic Technical Publications (IETPs)

- ❖ IETMs are a portable, electronic "library" which contain thousands of pages of documentation and images and allows end users to trace technical documentation in a more efficient manner, and the digital nature provides a more agile and accurate method of updating technical documentation.

The Classes of Electronic Technical Manuals



- These pages allow the users to view only on an electronic device but it does not have the detailed index for navigation with this document for the online purpose.



- Scanned Images in a PDF, no indexing is done
- Scanned Images arranged in sequence



NO more in use



- Sequence of pages arranged together. Instead of scanned images, digital text is used (typed text)
- This is also PDF file
- Indexing is done. Table of content will be available in the beginning of document and user can click and navigate.
- Its an interactive PDF

NO more in use

The Classes of Electronic Technical Manuals



- This is not a PDF. This is HTML pages arranged in a hierarchical structure
- In simple terms, its like a web site where the content is arranged in sequence manner and buttons are provided to expand and view the content.
- These allow a user to navigate through the document, but have very limited, if any, author inserted navigation aids or a content-driven "NEXT" function.

NO more in use

The Classes of Electronic Technical Manuals



- This is HTML based software program advanced to Level -2
- It has Log in screen where user has to enter log in ID and password to access the IETM.
- It does not use any Database, hence, Login name and password are hardcode (fixed)
- IETM Class-III is a linearly structured electronic document where the content is stored in smaller logical blocks of text with hyperlinked content to different logical pages and less use of scrolling compared to IETM Class-II.
- Facilities like Next, Previous, Manuals, spares list etc are available.
- It can be played from DVD or CD or also from local machine.
- More interactive than Level -2. Lot of Hyperlinks to open images.

 Level 4

- Level 4 is advanced IETM developed as per Indian defence standard JSG 0852:2001
- Level 4 uses Database
- All the manuals are converted in to SQL database
- IETM viewer is software which will be used to access the database and show the content.
- It has features like
 - Bookmarks
 - Hotspots
 - Annotations
 - Powerful search for key words
 - History Navigation
 - Dynamic user Logins
 - Administrator account to monitor and track activity and many more as mentioned in next slide.

Key Feature of our Class 3-IETM

- Content derived from Logically Hyperlinked Static Pages and not related to database
- Linear Structured Table of Contents with Hyperlinked data
- Interaction through dialog boxes
- Logical display of data in blocks related to content
- Logical NEXT and BACK functions for User navigation through content
- Page Search and Keyword search capabilities of content
- Text and graphics support for the content display
- Useful as interactive training, operation and maintenance aid and also Content specific help available
- Module wise deployment for Content, Manuals, Illustrations, Spares, Glossary, Help and E-Book View for manuals

Level -3 is Hardcoded HTML programming . It needs HTML expertise to edit in future, after delivery.
Off course, Clint will not be able to update

Level -4 has Inbuilt Authoring tool.

Any one with little training can edit and update the content after delivery.

If Authoring tool is given to client, client can also update.

Software Design



FRAME WORK / SOFTWARE

This software manages :

- Arrangement of Content Tree
- User Log Ins
- User Access to various topics of IETM
- Annotations
- Bookmark
- Search of Key word
- Access to related topics
- Access to Manuals/ Spares list/Drawings
- Word Explainer /Video Explainer/Image Explainer (Hot Spots)
- As a Admin, Add delete Content
- As a Super Admin: Convert pages to IETM compatible format etc.

IETM Development Team



Content Data Base / IETM PAGES

Step -1

- All Documents will be converted in to IETM Database (TOC in excel & HTML 5 conversion)

Step -2

- Building TOC in frame work
- Copying HTML code in frame
- All the text will be stored in data base

Step -3

- Linkages between pages/frames

Structure of IETM – Level 4

Using this software we build Table of content and build database of Text/Images/Links/Videos etc

All the text of manuals will be converted in to Database

One of the main characteristic of IETM Level -4 is managing data base

All the text will be stored as data base for easy accessing and fast loading and easy updation

It makes hyperlinking also easy

Every image Video will be given as a “code” dynamically, and the same code can be called multiple places as hyperlinks

IETM may have user manuals and Maintenance manuals

Based on the user, we can give only user manuals to one user “Log In ID” and Maintenance manuals to other “log in ID”

IETM also accommodates Spare parts list, Actual user manuals for reference

Software's used in Developing of Frame Work

Framework



Angular JS



Electron



Database : MySQL



HTML5

Frontend



Bootstrap

Deployment

Our IETM Frame work is cross platform compatible

It can be played as EXE (Executable file) Or can be played in Browser

It can be played on Windows OS and also in Linux OS


It can be installed in Client Server Environment and also in single System



Integration of Text in to Database



- This Framework has inbuilt authoring tool, where any person with basics knowledge of Computers can convert the text in to Database



- Its similar to “Copy” from PDF and “Paste” in Authoring tool of IETM



- One hour training is sufficient to make database from PDF/DOC files

IETM LEVEL -4 Expertise



We are proud to be in association with Indian Defense

Empaneled vendors to supply software to :



Electronics Corporation of India Limited
A Govt. of India (Dept. of Atomic Energy) Enterprise

Indian Navy



Indian Army



Indian Air force

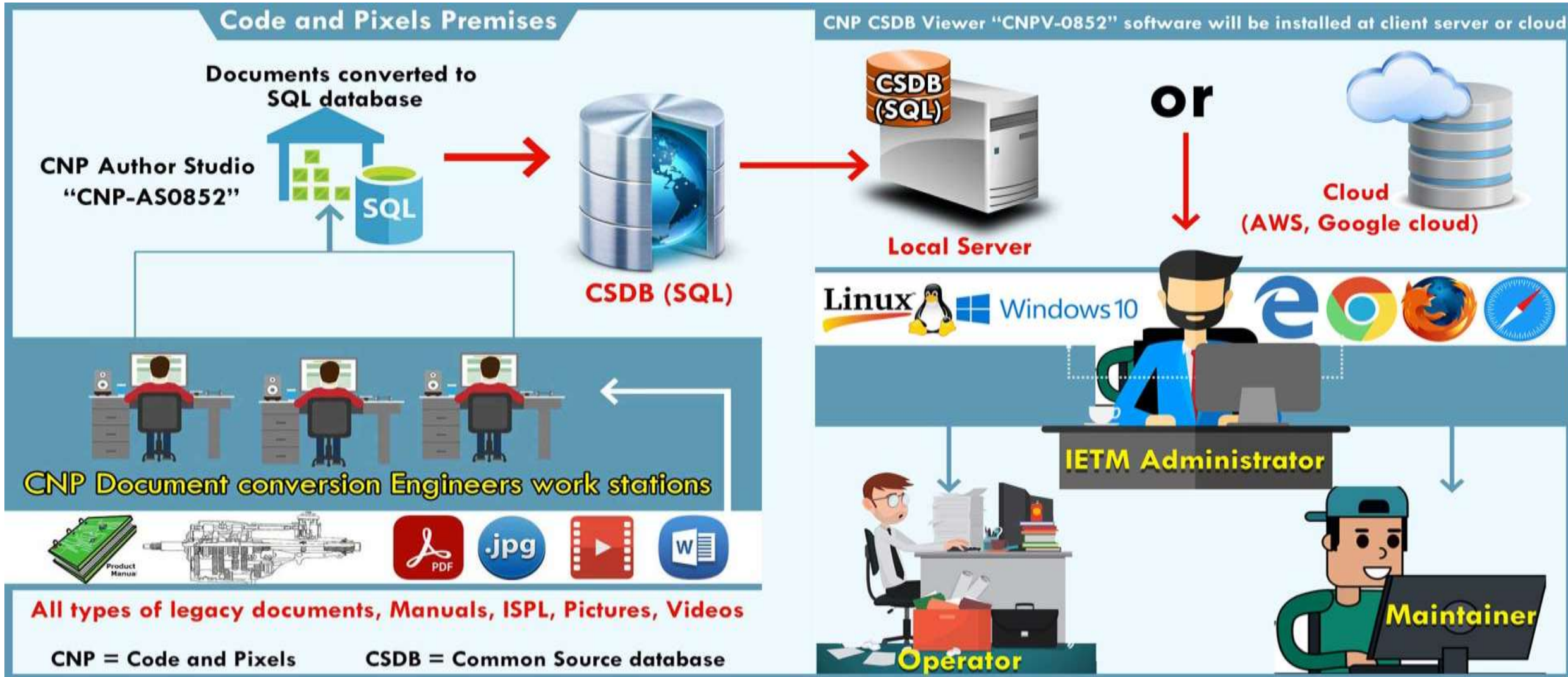


30+
IETMs



BrahMos Aerospace

IETM Architecture



IETM Architecture

JSG -0852 :2001



Documents converted to
SQL database



CNP CSDB Author Studio
"CNPAS-0852"

CSDB (SQL)

**IETM -
JSG-0852**

IETM LEVEL -4 Expertise

Adherence to Standards

- ❖ MIL-M-87268, MIL-D-87269, and MIL-Q-87270
- ❖ JSG-0852:2001 Joint Service Guide Document

Graphic User Interface

- ❖ Graphic User Interface as suggested in JSG-0852:2001 Joint Service Guide Document
- ❖ Standard Navigation Tools
- ❖ Easy to navigate, Tree structured based content tree and user friendly Graphic user interface
- ❖ Frame oriented instead of being page oriented



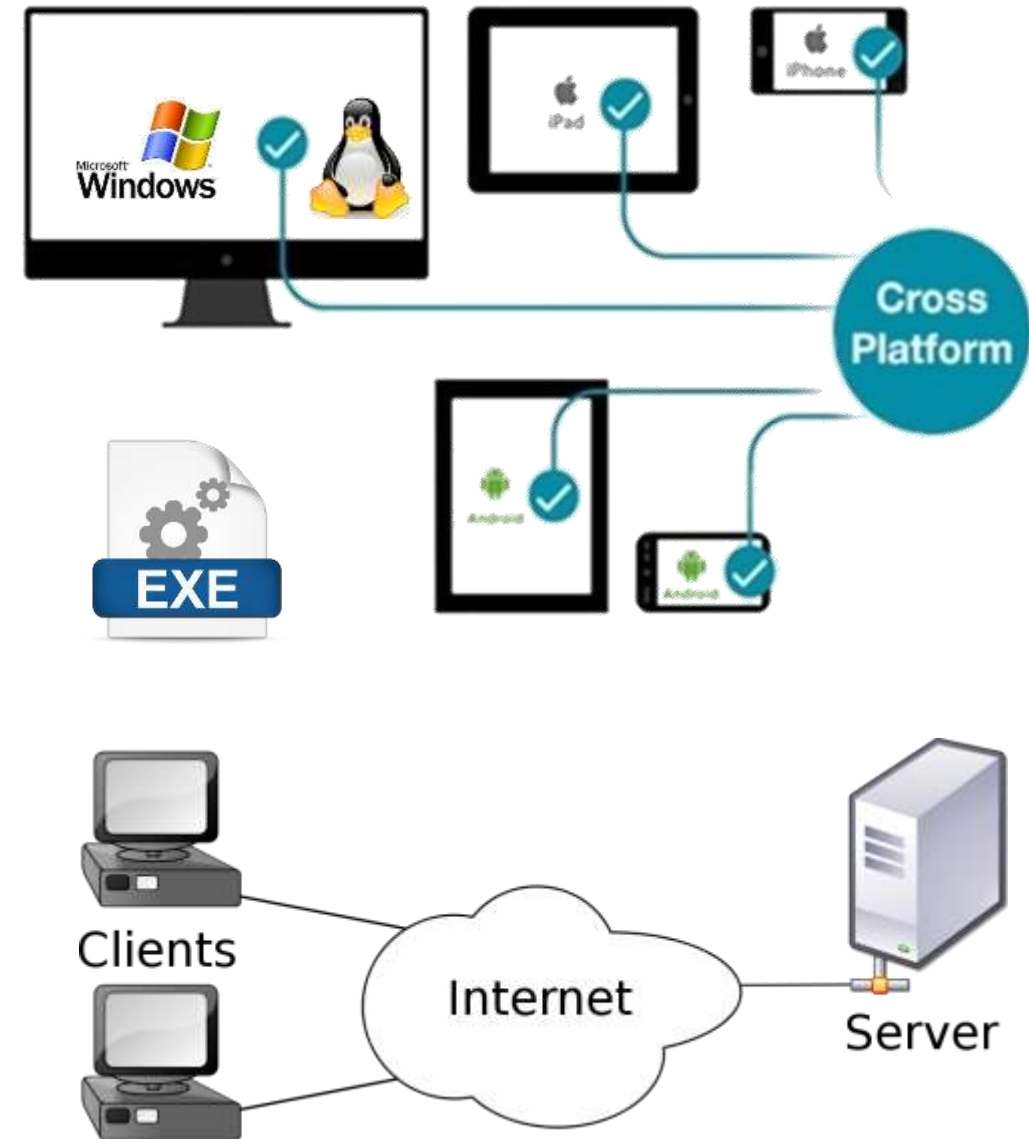
Security:



- ❖ Role based Login Control and Dynamic User access control (User, Admin)
- ❖ Database configured as per MIL -PRF 28001 Standards document
- ❖ Dynamic User Access control to reduce the risk of unauthorized access to content data
- ❖ Backup and Restore Module for protecting the loss of data

Cross Platform Compatibility and Deployment :

- Our IETM Frame work is cross platform compatible
- Code and Pixels Frame works is compatible for multiple devices i.e. Lap tops, PCs, Tablets etc
- IETM can be operated in Windows Operating systems and also LINUX OS
- IETM can be browser based or EXE based as per the clients requirements
- No 3rd party tools are required to install IETM in Clients Machine
- It can be played as EXE (Executable file) Or can be played in Browser
- It can be installed in Client server Environment and also in



Performance :

- In Class-IV IETM the data to be stored in a relational database, obtaining benefits of data integrity and removal of data redundancy.
- As the content (Images, Text, tables, Hyperlinks, Hot spots) is saved in database, hence content will be loaded in fraction of seconds from server.
- Content completely hyperlinked are mapped directly to relations in the database schema.
- Content will be driven dynamically from Database based
- Dynamic data access from Relational database and reduced use of static pages
- Content data derived in textual, graphical, audio or video formats in a relational database which is composed of logically connected but randomly accessible IETM data elements
- High-end Server with good bandwidth LAN would make IETM more efficient.
- Our IETM frame work supports 1 lakhs plus pages and 500 concurrent users


Modern and Latest Technologies

HTML 5 (responsive) based content integration and module based deployment

Framework



Angular JS



Electron



Database : MySQL



HTML5

Frontend



Bootstrap

EED-P-23: Naval Specifications for IETMS



Users

IETM is equipped with User management tools, content management tool, Authoring tools

User Dashboard

User Dashboard consist of features like Manage Bookmarks, Manage Annotations , View Activity, Change Password, Enter IETM, Logout.

Admin

Admin can control the documents access based on user profile. I.e. For Operator user , only manuals related to operator can be given access and for maintainer user only Maintenance related documents can be give access. Admin can see user login history and user Annotations and feedback etc .

View Activity

View Activity Feature consist of Last login, Created Date and a Table with all the previous login and logout's gets displayed

Change Password

This Feature enables User to change his own password and to update his own security questions.

Enter IETM

This Feature enables User to enter into IETM Core and access the IETM Data by selecting the desired module.

IETM Core

IETM core consist of IETM Content section on the Right and Tree Menu on the Left for navigation of content, IETM Core consist of Global Search, Local Search, Print, Annotation, Bookmark, Help and Select Module, History Navigation and Home options.

Annotations

Annotations are displayed by an icon at the Top Right beside the Global Search with Annotations Count of particular page. User can select the text with mouse and Add Annotation option appears to users to add new annotation in the content page.

Print IETM Core

Print feature is provided in IETM Core to print the current page content

Bookmark

A Bookmark Icon is provided at the top of content section to bookmark a particular page and can be added by clicking the Bookmark icon, A popup with Name Bookmark name field gets appeared.

Word Explainer

Word explainer feature helps in providing a Description/Explanation to a word by clicking on the word and is highlighted with a color in IETM Content

Image Explainer

Image Explainer feature helps in linking a related image to a word in the IETM content, the word with the image explainer is highlighted with a color in IETM content.

Video Explainer

Video Explainer feature helps in linking a related Video to a word in the IETM content, the word with the video explainer is highlighted with a color in IETM content.

Hotspotting

Hotspotting functionality is used to link a word to respective image/Drawing of the same page, works with mouse hovering or selecting text or part of a image by which respective drawing or image will highlighted.

Hyperlinking

Hyperlinking feature enables user to navigate from one page to the other related hyperlinked page by mouse click, the hyperlinked data is highlighted with a color and underlined.

Image Viewer

By clicking on image or enlarge icon of the image at the right bottom of image respective image is displayed in a popup of image viewer.

Page Navigation

Page navigation feature enable the user to navigate to next and previous pages , by clicking on Prev Button at the left bottom of content area user gets navigate to the previous page of the content.

History Navigation

This feature enables the user to navigate to his previous steps based on his navigation history of the current session, by clicking on the right arrow in the top header user gets navigated to the forward.

Global Search

Global Search provides a functionality to search a keyword with matching page name and also content text form entire IETM Core and the results are displayed in tabular format with Page Title and Module Name. by clicking page title user gets navigated to that page.

Local Search

Local Search provides a functionality to search a keyword in the same page and the matching text is highlighted with a color in that single page.

Related Content

Related Content features is located at the right bottom of IETM content section. We can link the Related Pages of IETM Core, Document and Drawings which are related to this page content in this feature.

Page Expand View

IETM Page can be expanded upon clicking the arrow button provided at the bottom of the tree menu section

Manuals Tab

Manuals tab is provided in the header above the tree menu. All the manuals related to can be placed in this tab and can be viewed with the help of pdf viewer provided in the IETM application.

Logs Tab

Logs tab is provided in the header above the tree menu. This section enables User to add and store the logs of required data for the user

Glossary Tab

Glossary tab consist of Add, Sort , Find options with a tabular display of the glossary Related to content in IETM Core

Select Modules

User can be navigated to desired module form this Select Module Button, A list of all available modules will be displayed in dropdown.

Help for IETM

This consist of two pages About IETM and How to use IETM with the information related to IETM and a video how to use IETM.

Logout

Logout enables the User to close his session and logout form the IETM dashboard and redirects out of application from his access to login page of IETM.

IETM Level -3 vs. Level 4

| Feature | Description -IETM -3 | Description -IETM -4/5 |
|------------------------------|--|---|
| Login Password | Yes. But common for All | Yes. Different for all. Maintainer, Operator, Admin, Super admin(Developer mode) |
| Database | No data base, Documents will be stored as HTML | SQL – Complete text and user information will be stored in SQL database |
| User access | All the contents will be visible to all the users. No control over access rights to specific users | Based on login credentials we can restrict users. I.e. Operator will be able to see only contents and PDFs and Drawings related to operator only. |
| Bookmark, Annotations | NO | Yes. User wise bookmarks and annotations |
| Glossary | Yes | Yes |
| Admin | NO. Only single log in for all users. | Yes. Admin can create and manage users. |
| Super admin/Developer mode | No | Yes. Client can update the content |
| Delivery & Execution | CD and DVD or USB | Installation. Cant be played from DVD/USB. Need client server environment |
| Dependent software's to play | NO | NO |
| Operating systems | Linux | Windows and Linux |
| Search | Local Search | Local and global search |

IETM Level -3 vs. Level 4

| Feature | Description -IETM -3 | Description -IETM -4/5 |
|---|--|---|
| Dash board | No | User dash board Admin Dash board |
| Nature of content | Static | Dynamic |
| Interactivity | Less | More |
| User activity monitoring | NO | Yes. User log in history will be tracked |
| Hyperlinks | Yes, Hardcoded | Dynamic. Each frame, Images or topic will be given a unique code. |
| Hotspots (A pop up window having image, Video and Text plainer) | Yes ,Hardcoded | Dynamic |
| Contents Tree structure | YES | YES |
| When to use | Up to 5000 | Any where 5000 to 2 lakhs |
| Specifications | JSG 0852:2001 Joint service Guide | JSG 0852:2001 Joint service Guide MIL Standards - 87268, 87269 (DATABASE) |
| Print | No | Admin can Print the required files |
| Content | Page based approach. HTML pages are developed and integrated | Frame based approach. No pages exists. All data will be stored in database. Based on request from user, content will be fletched from server and displayed. |






We are OEMs and serving Indian navy. Our client wants us to deliver IETM along with the Machinery/System/Vehicle/Equipment. What inputs should I take from my client? We have no knowledge about IETM. We are supplying all the manuals in PDF format and hard copies. Why navy needs IETM?

- a) From 2018, all Defense/Navy/Air force clients are asking for IETM along with other training Aids such as CBT, Video Film, Charts and Boards, and Technical literature Hardcopies.
- b) Based on the complexity of your Machinery/System/Vehicle/Equipment, you will need to provide different types of manuals as deliverables. (User handbook, Design specifications, Technical manuals, and Illustrated spares parts list)
- c) Manufacture recommended list of spares, DIM, SMT & STE, ISG, MS, PRS, Inventory, Deployment manuals, Combat manuals, Operating manuals, Maintenance manuals and many more as per your system. The count of all together may range from 5000 to 25,000 for big systems.
- d) If the user has to refer for a topic, then she/he has to refer to all 10-15 manuals hard copies or soft copies (PDFs) separately. It's a time taking and troublesome process and also not completely resourceful.
- e) For example, if a user wants to search for some particular LRU (line replaceable unit) then he has to open each and every PDF and search for the LRU. He will get many results and it will be hard to refer to all the 16 PDFs at a time. Sometimes, he may have to refer to 2-4 manuals together for a solution. In this case, traditional PDF file or Hard copy will have many limitations.
- f) To overcome the limitations, IETMs are designed.
- g) IETM basically combines all these manuals and creates interactivity between all the manuals and drawings etc. That's the reason it's called Interactive Electronic Training Manual.
- h) In IETM, all the manuals and drawings, images, and videos will interact with each other through hyperlinks, hot spots and cross references etc. Thus, searching for topics is made possible in a single click with 100% efficient result.
- i) Ask your client whether they want IETM Level 3 or Level 4. And count how many pages of text they have.
- j) Price varies based on the number of pages and the Level of IETM. Level 3 is less expensive than Level 4

A green circular icon containing a white question mark.

What is the deliverable format of IETM manual? PDF or HTML or DOC?

- a) Though the name reads Electronic Training Manual, it is not a single file or Manual. IETM is a software package.
- b) A software where all the pages of manuals are converted and embedded in IETM framework or IETM software.
- c) IETM is a software where all your manuals sit.

A green circular icon containing a white question mark.

I want exploded view of our machine in IETM.

- a) If you have any Videos or Images already made, then we will put exploded views in IETM. The IETM vendor's responsibility is to embed all inputs provided by OEM into IETM frame work.
- b) The IETM scope does not cover the designing of Charts, Blowups, Exploded Views, and Animations etc.
- c) If you want exploded views, then that will be taken as content development activity.



What inputs you need to make IETM?

- a) May it be IETM level -3 or LEVEL -4, we need all the manuals which are to be converted (either into PDF or Word format), all the images (JPEG, PNG, TIF) and all the CAD drawings converted in PDFs and Videos that are to be embedded into IETM.
- b) We need table of content/content classification done by your subject matter experts.
- c) We also need your subject matter expert's help in connecting documents and also giving hyperlinks, related topics, glossary etc.



How many days will it take to develop IETM?

- a) It depends on the number of pages to be converted. We have done almost 35 IETMs of various levels. As per our experience to make Level 3 IETM having 5000 pages, it takes around 30 days.
- b) For documents 10,000 to 20,000 it takes around 60 days.
- c) Major hindrance that we face is availability of final documents from OEM.
- d) We had this experience several times that OEMs have to collect documents from many sources and number of versions are available for each document. OEMs usually focus on actual equipment but not on documentation of equipment. Collecting final approved files from OEM is the biggest challenge in IETM development. If all the final approved documents are in place, it takes standard time as mentioned above.



What will be our role?

- a) You need to nominate a person as a Point of Contact from your end. Our technical team will be in constant touch with the POC to take approval on UI and UX (User interface and user experience), i.e. the logos to be used, color formats, table of content finalizing and cross checking of IETM etc.



My client wanted IETM in DVD.

- a) Probably, your client must be looking for IETM level -3. IETM level -3 only can be played from CD/DVD player. IETM -4 requires installation as it used Database.



When do we need IETM -3 and IETM -4?

- a) It depends on your client's requirement. General practice is, IETM level 3 is used when documents are less, i.e. below 5000. When documents are more, IETM -4 is required.
- b) Having said that, we have also done 5000 Pages IETM Level 4 and 6000 pages Level 3.
- c) It completely depends on the Client. If your system is small, you can convince them to go for IETM level -3



I find very few IETM vendors and how different are you from others?

- a) We are the only company in Hyderabad having experience of delivering 30 + IETMs in past 5 years.
- b) We worked closely In associated with all the Defense Labs and we are fully aware of their requirements as almost 30 IETMs are being used by various Army or Naval, Air Force headquarters and training centers and Army Air Defense Colleges etc.
- c) You ask for Purchase Orders from other vendors. Majority of vendors don't have POs from clients.
- d) Many vendors don't have IETM softwares with them to showcase demo.
- e) We are available any day to give demonstration on IETM level 3 or 4
- f) Ask them to show standard documents. Many vendors don't know how they look and they don't have latest version copy. Because IETM standard documents are not available openly on websites.
- g) IETM is the combination of software and data conversion. We have the strength of 50 + software and content development professionals and we guarantee delivery date as we have experienced resources having dealt with 30 project life cycles.
- h) We have a strong R&D team, which exclusively works on improving software as per the latest technologies.



What is the difference between IETM level -3 and Level -4?

| S. No | Feature | Description -IETM -3 | Description -IETM -4/5 |
|-------|----------------------------|--|--|
| 1 | Password Protection | Yes | Yes |
| 2 | Login Password | Yes. But common for all. | Yes. Different for all. Maintainer, Operator, Admin, Super Admin(Developer mode) |
| 3 | User access | All the contents will be visible to all the users. No control over access rights to specific users. | Based on login credentials, we can restrict users. I.e. Operator will be able to see only contents and PDFs and Drawings related to operator only. |
| 4 | Admin | NO. Only single log in for all users. | Yes. Admin can create and manage users and content access rights. |
| 5 | Super admin/Authoring tool | No | Yes. Client can update the content. Using Super admin or Authoring tool, IETM can be edited. Text, images, Content tree, hyperlinks can be done using Authoring tool. |
| 6 | Database | No data base. Documents will be stored as HTML | SQL – Complete text and user information, Content structure will be stored in SQL database |
| 7 | Dash board | No | User Dash Board to manage user activities. Admin Dash Board to manage admin activities. |
| 8 | Nature of content | Static | Dynamic. Complete data is stored in the database. |
| 9 | Interactivity | Less | More |
| 10 | Bookmark, Annotations | No | Yes. User wise bookmarks and annotations. |



What is the difference between IETM level -3 and Level -4?

| S. No | Feature | Description -IETM -3 | Description -IETM -4/5 |
|-------|---|--|---|
| 11 | Glossary | Yes | Yes |
| 12 | Search | Local Search | Local and global search(Full IETM search). |
| 13 | Delivery & Execution | CD and DVD or USB | Installation. Can't be played from DVD/USB. Need client server environment. |
| 14 | Dependent software's to play | No | NO. IETM has inbuilt image and video players, PDF viewers, hence no 3 rd part installations are required at client side. |
| 15 | Operating systems | Linux | Windows and Linux. IETM can be browser based or EXE based. |
| 16 | User activity monitoring | No | Yes. User log in history will be tracked. |
| 17 | Hyperlinks | Yes , Hardcoded | Dynamic. Each frame, Images or topic will be given a unique code. |
| 18 | Hotspots (A pop up window having image, Video and Text plainer) | Yes , Hardcoded | Dynamic |
| 19 | Contents Tree Structure | Yes | Yes |
| 20 | When to use | When page count is up to 5000 | Anywhere from 5000 to 2 lakhs. |
| 21 | Specifications | JSG 0852:2001 Joint service Guide | JSG 0852:2001 Joint service Guide MIL Standards - 87268, 87269 (DATABASE) |
| 22 | Print | No | Admin can print the required files. |
| 23 | Content | Page based approach. HTML pages are developed and integrated | Frame based approach. No pages exist. All data will be stored in database. Based on request from user, content will be fetched from server and displayed. |



**We are Just
a Call away**

Thank You

Code and Pixels Interactive Technologies Pvt. Ltd.
CNP Elite Tower, Plot Number 4, Door Number – 3-11-206/4
Road Number -5, Sri Shankar colony,
Seris Road, L.B Nagar , Hyderabad 500074
Tel: 90000 90702
e-mail: gopikrishna@codeandpixels.net
www.codeandpixels.net



CODE & PIXELS

Interactive Technologies Private Limited

SAMPLE LEVEL -4 SCREENS



Login



USERNAME : GK

ROLE : OPERATOR

 ENTER IETM

 MANAGE BOOKMARKS

 SECURITY QUESTIONS

 MANAGE ANNOTATIONS

 CHANGE PASSWORD

 MANAGE USER ACTIVITY

 LOGOUT



GENERAL INFORMATION



OVERVIEW OF RADAR



TROUBLE SHOOTING

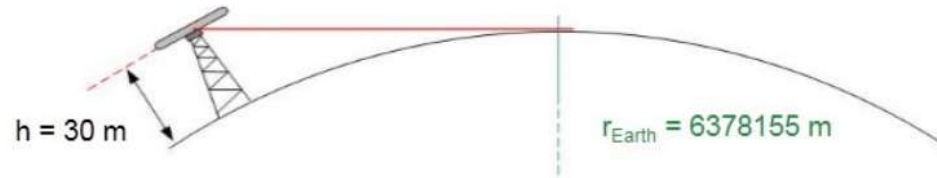


RADAR BASICS

Radar Basics

- Basics 1
- Basics 2
- Basics 3
- Basics 4
- Horizons
 - Geometric Horizon**
 - Radar Horizon
 - Geometric Horizon and Radar Horizon
 - Dead Zone and beyond the Horizon
- Range
 - Slant Range
 - Atmosphere
 - Anomalous Propagation
 - Reflections
 - Simulation Software
- References

Geometric horizon



$$\text{Horizon}_{\text{geometric}} = (2 \times h \times r_{\text{Earth}})^{0.5} \text{ [m]}$$

$$\text{Horizon}_{\text{geometric}} = (2 \times 30 \times 6378155)^{0.5}$$

$$\text{Horizon}_{\text{geometric}} = 19.56 \text{ km} / 10.56 \text{ NM}$$

or..

$$\text{Horizon}_{\text{geometric}} = 3.57 \times h^{0.5} \text{ [km]}$$

$$\text{Horizon}_{\text{geometric}} = 1.93 \times h^{0.5} \text{ [NM]}$$

Knowing the height of the antenna and the radius of the earth, it is possible to calculate the geometric horizon, which is a straight line from the antenna to where the line hit the curvature of the earth.

The squareroot of (2 x antenna height x radius of the earth) gives a horizon of 19.56 km (10.56 NM). The equatorial radius is used - using the polar radius (6356.8 km) the horizon is 40 m shorter which is more or less the same.

As a radar beam bends towards the earth when it enters the atmosphere, the horizon is increased and therefore it is necessary to distinguish between a geometric horizon and a radar horizon

Prev

Next

From Date: 01-Jun-2021

To Date: 11-Jun-2021



▼ All

Show 10 entries

Find: By: Page Name, User

| # | User with Employee ID | Activity | Created Date |
|---|--------------------------------|--|-------------------------|
| 1 | Name: gk Employee ID: (120) | Action: Document was accessed. Page Title: Geometric Horizon | Jun 11th 2021, 02:30 pm |
| 2 | Name: gk Employee ID: (120) | Action: Document was accessed. Page Title: Basics 1 | Jun 11th 2021, 02:29 pm |
| 3 | Name: gk Employee ID: (120) | Action: Inventory item 'Bhargav' was consumed. Quantity: 5 Remarks: bhtg | Jun 11th 2021, 10:32 am |
| 4 | Name: gk Employee ID: (120) | Action: Document was accessed. Page Title: Warning and Safety | Jun 11th 2021, 10:32 am |
| 5 | Name: gk Employee ID: (120) | Action: Inventory item 'Bhargav' was consumed. Quantity: 3 Remarks: bh | Jun 11th 2021, 10:31 am |
| 6 | Name: gk Employee ID: (120) | Action: Document was accessed. Page Title: Warning and Safety | Jun 11th 2021, 10:31 am |
| 7 | Name: gk Employee ID: (120) | Action: Document was accessed. Page Title: PD, PFA, S/N ratio | Jun 11th 2021, 10:29 am |
| | Name: gk | Action: Document was accessed | |

Showing 1 to 10 of 104 entries



Show 10 entries

🗑️ All

Find: By: Title, Description

| Sr. No | Annotated Text | Description | Annotation Type | User | Date & Time |
|----------------------------|---|----------------------------|---------------------------|---------------|-------------------------|
| 1 | range | distance | Notes | user1 | Jun 11th 2021, 12:08 pm |
| 2 | Target resolution-range | deneme | Notes | Lutfu_Ozcakir | Jun 9th 2021, 05:04 pm |
| 3 | damage | aaabbb | Notes | surya_teja_op | Jun 9th 2021, 03:30 pm |
| 4 | power | qqew | Notes | user1 | Jun 7th 2021, 08:09 pm |
| 5 | Only personnel qualified to work with radar antenna installations and qualified to work at heights are allowed to install and perform service on antenna systems. | wrong dic by bhargav--note | Notes | bhargav | Jun 7th 2021, 12:34 pm |
| 6 <input type="checkbox"/> | quantities | FB to admin | Feedback to Administrator | gk | May 27th 2021, 11:11 am |
| 7 <input type="checkbox"/> | RCS | to admin | Feedback to Administrator | gk | May 18th 2021, 05:06 pm |

Showing 1 to 7 of 7 entries

Previous 1 Next

User Manual

- Manufacturer's Recommended List of Spares (MRLS)
-  ISPL
 - Illustrated Spare Part List (ISPL)
 - Annexure A - Illustrated Spare Parts Catalogue



Happy Clients

AWARDS ARE GREAT, REFERENCES ARE AWESOME.. BUT WHAT IS MOST IMPORTANT TO US IS THAT OUR CLIENTS ARE HAPPY!

**We measure our success
By our Client's Success**



ABOUT THE COMPANY



Code and Pixels, an ISO 9001: 2015 company headquartered in Hyderabad employs the best talent in the industry with a range of specializations including Subject Matter Experts, Instructional Designers, Multimedia Specialists, Software Professionals and Consultants. We are a specialist e-learning company, providing Simulation & Training Solutions, Content Engineering Services, Consultancy Services and IT Services to the industry.



BFSI, Defence and Government Organizations



Universities



Corporates



Partnering with the best to deliver exceptional quality & value

All logos, and brands of clients are property of their respective owners. All company, product and service names used in this brochure are for identification purposes only. Use of these names, logos, and brands does not imply endorsement.



Design and Development
of Interactive Electronic
technical Manuals
development



Design and Development of
Interactive Electronic Technical Manuals
CBTs, Video Films and Training Aids



NAVY



ARMY



AIR FORCE

IETM - Level III/IV/V



संविदा एवं सामग्री प्रबंधन विभाग (संयोजक)
Directorate of Contracts & Materials
Management (Programme)

दूरभाष / Tel : 040 - 2418 8076 / 8075

फैक्स / Fax : 040 - 2434 2603

E-mail : dommat@asl.drdo.in



भारत सरकार, रक्षा मंत्रालय
Government of India, Ministry of Defence
रक्षा अनुसंधान एवं विकास संगठन
Defence Research & Development Organisation
उन्नत प्रणाली प्रयोगशाला
ADVANCED SYSTEMS LABORATORY
डॉ. ए.पी.जे. अब्दुल कलाम प्रक्षेपण समिति
Dr. A.P.J. Abdul Kalam Missile Complex
कंचनबाग हाकपूर, हैदराबाद - 500 058
PO Kanchanbagh, Hyderabad - 500 058

No. ASL/DCMM/VR/2017-18/08

Dated : 09-03- 2018

M/s Code & pixels Interactive Technologies Pvt.Ltd

D.No: 266, south end park ,Mansoorabad , L.B.Nagar, Hyderabad – 500068,India.

SUB : REGISTRATION OF FIRM AS APPROVED VENDOR

1. Reference your application for registration.
2. We are pleased to inform you that you have been registered as an approved supplier/contractor to this Lab/Estt as per details given below:-

| | |
|--|-------------------------------|
| (a) Registration No. | : ASL/DCMM/VR/2017-18/M8/21 |
| (b) Date & Validity of Registration | : 09 March 2018 up to 3 years |
| (c) Category of item/s for which registered | : Miscellaneous |
| (d) Registered as | : Service Providers |
| (e) Stores/Items/Services for which Registration granted | : IT enabled services |
3. The Director ASL reserves the right to cancel your registration at any time without notice on any of the following grounds:
 - (a) Failure to observe, while tendering, the instructions given in tender form
 - (b) Failing to quote in response to invitation to tender on three successive occasions
 - (c) Failure to execute the contracts/supply orders satisfactorily
 - (d) Rendering of false information in the application for registration/quotation
 - (e) Any other grounds which in the opinion of the Director, render retention undesirable in public interest.
4. By registering your firm in our list we are not under any obligation to issue our tender enquiries to you each and every time. Enquiries will be issued depending upon the nature of procurement solely at the discretion of the Director, ASL, Hyderabad.
5. You are required to inform the Director in writing whether you or any of your partners/employees have/has close relations working with any DRDO Lab/Estt. This is for record only.
6. This registration will be valid for a period of Three years .
7. Any change in the Name, Address, Telephone No., E-mail, Proprietor and Constitution in case of partnership and New GST Number be informed to the Director ASL, Hyderabad for records.
8. Please acknowledge receipt.





(R. Venugopal, Sc 'G', DCMM)
For Director, ASL



IETM - Level III/IV/V



BHARAT DYNAMICS LTD.
(A Govt. of India Enterprise)



आर सी आई



Electronics Corporation of India Limited
A Govt. of India (Dept. of Atomic Energy) Enterprise



Hindustan Shipyard Limited

Vizag

50 T BP Tugs

S1000D (IETM Level -4)





IETM Level - 5
(JSG 0852: 2001)



NOVA INTEGRATED SYSTEMS LIMITED
A TATA ENTERPRISE



Surface Surveillance Radar (SSR)



Medium Range Surface to air Missile
- Indian Air Force MRSAM (IAF)

IETM Level - 4 (JSG 0852: 2001)





Tractors India

**Rough Terrain
Hydraulic Crane (RT 760)**

**IETM Level -4
(JSG 0852: 2001)**



CODE & PIXELS
Interactive Technologies Private Limited





Marine Electricals

50 T BP Tugs
\$1000D (IETM Level -4)



Akash Weapon System

IETM Level - 3
(JSG 0852: 2001)



Indian Navy



LARSEN & TOUBRO

IETM - DEMO

LOGO

IETM - DEMO SYSTEM

Login

bhargav

12345

SUBMIT

BrahMos Aerospace

The image shows a screenshot of a web application titled "IETM - DEMO SYSTEM". The main content area features a large image of a BrahMos missile ship at sea. In the top right corner, there is a "Login" form with two input fields: one for the username "bhargav" and one for the password "12345". Below the password field is a blue "SUBMIT" button. The application window has a title bar with "IETM - DEMO" and standard window controls. A "LOGO" placeholder is visible in the top left corner of the application area. At the bottom of the image, the "BrahMos Aerospace" logo and name are displayed.

IETM CMS P71



Module - I

Module - II

Module - III

Module - IV

Module - I description: Lorem ipsum dolor sit amet, consectetur adipiscing elit, sed do eiusmod tempor incididunt ut labore et dolore magna aliqua.

Module - II description: Lorem ipsum dolor sit amet, consectetur adipiscing elit, sed do eiusmod tempor incididunt ut labore et dolore magna aliqua.

Module - III description: Lorem ipsum dolor sit amet, consectetur adipiscing elit, sed do eiusmod tempor incididunt ut labore et dolore magna aliqua.

Module - IV description: Lorem ipsum dolor sit amet, consectetur adipiscing elit, sed do eiusmod tempor incididunt ut labore et dolore magna aliqua.









IETMs of Level 3 and Level 4



AKASH



AGNI



BRHMOS

Our IETM Client Base



L&T - BRAHMOS NAVY IETM



TATA - NAVY IETM



RCI

- Medium Range Surface to Air
Missile (MRSAM) IETM



BDL - AKASH MISSILE IETM



POONA BEARING
- Missile Handling Trolley (MHT)
IETM



POONA BEARING
- Missile Handling Trolley Vehicle
(MHTV) IETM



HITECH HYDRAULICS

- Missile Transportation Vehicle
(MTV) IETM



HITECH HYDRAULICS

- Akash Tent Vehicle (ATV) IETM



TIL

- Transport Cum Loader Vehicle
(TLV) IETM



TIL

- Akash Auto Crane (AAC) IETM



ECIL

- Mobile System for Missile
Checkout (MSMC) IETM



ECIL

- Combat Command Control
Centre (CCC) IETM



TATA

- Akash Army Lancher (AAL) IETM




TATA


- Mobile Lancher Repair Station
(MRLS) IETM

IETM

AKASH MISSILE and SUB SYSTEMS



BHARAT DYNAMICS LTD.
(A Govt. of India Enterprise)



आर सी आई

ADVANCED SYSTEMS LABORATORY (ASL)

Road Mobile Launcher (A-1 and A-2)
for Agni Missile System



ब्रह्मोस
BRAHMOS
कृज मिसाइल CRUISE MISSILE



The formidable BRAHMOS has the fury of Brahmaputra and the grace of Moskva rivers to annihilate with Speed, Precision and Power.

BrahMos





IETM Level -3



LARSEN & TOUBRO





IETM Level -3



LARSEN & TOUBRO



Mobile System for Missile Checkout (MSMC)



Electronics Corporation of India Limited

A Govt. of India (Dept. of Atomic Energy) Enterprise

Registered Vendor

Integrated Air
compressor and
Storage Facility
Vehicle
(IACSF)

 Kirloskar

PBI

Poona Bearings India Limited



Missile Handling Trolley Vehicle



Mobile
Communication
Terminal
(MCT-MKIII)





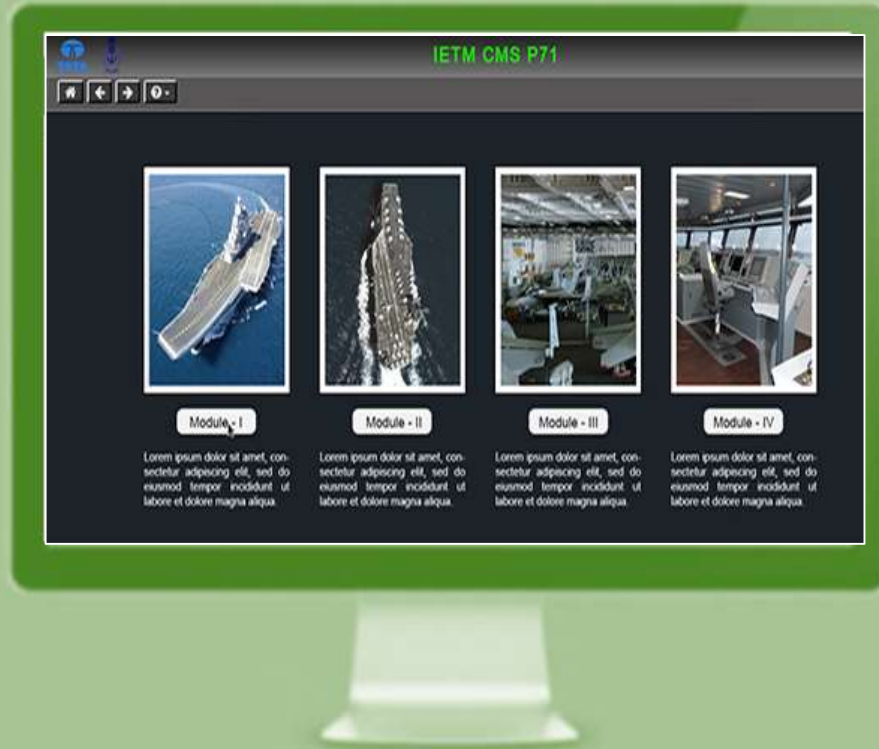
Transporter Cum Loader Vehicle (TCLV)





CODE & PIXELS

Interactive Technologies Private Limited



A Presentation on IETM Level - 4

Thank You

Registered With :



एन. एस. आई. सी.
National Small Industries Corporation
राष्ट्रीय लघु उद्योग निगम लिमिटेड



सूक्ष्म, लघु एवं मध्यम उद्योग
MICRO, SMALL & ENTERPRISES



TNV Certification UK Ltd.

NASSCOM
MEMBER